



CAEECC Quarterly Meeting #40

November 29, 2023 | 9:30 AM - 1:30 PM PT

Hosted by California Energy Efficiency Coordinating Committee (CAEECC)

Agenda

9:00	Welcome, Agenda, Housekeeping & Membership Update
9:10	Session 1: CAEECC Diversity, Equity & Inclusion
9:30	Session 2: Working Group Updates
11:00	Break
11:10	Session 3: 2024 CAEECC Planning
11:55	Session 4: SDREN Business Plan Proposal
1:00	Wrap Up
1:15	<i>Adjourn Main Meeting</i>
1:15	Optional Assembly
1:30	<i>Adjourn Optional Assembly</i>

We will be asking for Member input on the following:

1. **DEI Phase III Plan** (Session 1, slide 18)
2. **Equity & Market Support Working Group Update*** (Session 2, slide 43-44)
3. **Member Discussion and Public Comment*** (Session 2, slide 46-47)
4. **2024 Proposed Workplan*** (Session 3, slide 51)
5. **2024 Co-Chair Nomination/Confirmation** (Session 3, slide 53)
6. **SDREN Business Plan Proposal*** (Session 4, slide 55 for instructions)
7. **Preparation for Q1 2024 Full CAEECC Quarterly Meeting*** (Wrap Up, slide 97)

*Topics with an * represent those that we will also open up for Public input.*

Meeting Goals

1

Present and seek approval on Phase III Diversity, Equity & Inclusion Plan

2

Seek approval on 2024 CAEECC Planning

3

Provide Working Group Updates

4

Provide feedback on SDREN's Business Plan Proposal

Introductions

What is your
favorite thing to do
on a cold winter
day?

In the chat, please introduce yourself
with your:

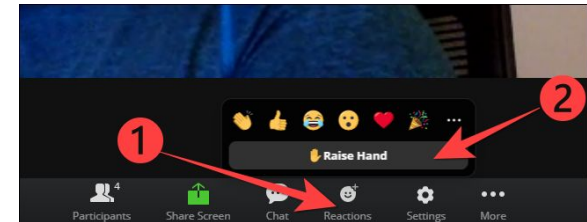
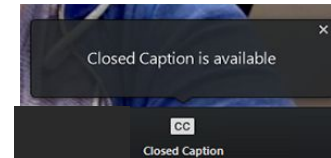
- Name and pronouns
- Organization
- Answer to the Icebreaker
question
- *and/or Place-Name-Intention*

Housekeeping

- Zoom etiquette
- Public Input
- Meeting Norms and Ground Rules

Zoom Etiquette

- Before meeting starts
 - Log on a few minutes **early**, if possible, to ensure your technical connection is working.
 - **CAEECC Members will be promoted to panelists**; Share your **video** if possible – this fosters engagement and helps mimic an in-person meeting setting.
 - All other **attendees will be in listen-only** mode but able to raise their hand to speak when invited during public comment.
 - **Rename** your Participant Name to include your Organization & Pronouns
- Throughout meeting
 - **Mute** yourself when you're not speaking.
 - **Members: Raise your hand** to enter the queue to speak—then wait for the Facilitator to call on you.
 - **Closed captioning** available
- When to use the chat
 - Chat everyone: "+1", share resources, ask non-substantive questions,
 - Chat Suhaila: share anonymous concerns
 - CAEECC Members asked to raise their hand and speak if they have substantive input



How to share thoughts, concerns, questions

1

CAEECC Members can raise their hand.

Members of the public (including Working Group Members) will be invited at dedicated Public Input times (next slide)

2

For Anonymous Thoughts:
Chat Suhaila Sikand,
Facilitator or Co-Chair
Lujana Medina, SoCalREN

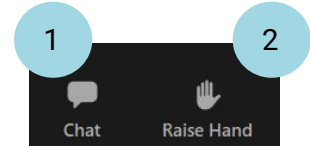
3

Email the facilitation team at facilitator@caeec.org

4

For Tech Support: Chat
Susan Rivo, Facilitation
Team

Welcome Members of the Public!



- There are 5 dedicated Public input opportunities as indicated on the agenda:
 - **Equity and Market Support WG: Phase II Activities** (Session 2, slide 18)
 - **Working Group Public Comment** (Session 2, slide 47)
 - **2024 Proposed Workplan** (Session 3, slide 51)
 - **San Diego Regional Energy Network (SDREN) Business Plan Proposal** (via chat, slide 55)
 - **Preparation for Q1 2024 Full CAEECC Quarterly Meeting** (Wrap Up, slide 97)
- **During the dedicated Public Input times**, the Public may participate by **1)** using the chat or **2)** raising their hand to speak or
- If you have technical issues, please chat Susan Rivo or email Susan@raabassociates.org.

CAEECC's Ground Rules

- Attend all meetings (or send designated alternate)
- Do your homework (complete pre-and post-meeting work to ensure productive meetings and that a complete deliverable is finalized)
- Facilitation team posts materials 5 days before the meeting
- If there are recommendations you don't agree with, propose alternatives or think creatively to try to bridge the gap

See Goals, Roles & Responsibilities for the full list of Ground Rules:

<https://www.caeec.org/caeec-info>

Proposed Meeting Norms

- Make space, take space (share the mic).
- Stories shared here stay here; what is learned here leaves here.
- Share your unique perspective: share your unpopular opinion.
- Generative thinking: "yes, and" instead of "yes, but".
- Listen from the "We", speak from the "I".
- Offer what you can; ask for what you need.
- Be inquisitive.
- Assume best intent *and hold each other accountable*.
- Be empowered to share impact.

Creating a space of inclusion and diversity

CAEECC Membership Update

- **PG&E:** Sonia Manrique
(replacing Rachel Allen/Lucy Morris)
- **SoCalGas:** Darren Hanway
(replacing Priscilla Hamilton)
- **RCEA/RuralREN:** Patricia Terry
& Faith Yakovleva (replacing
Aisha Cissna as alternates)
- **CEDMC:** Joe Desmond (interim
to replace Clark McIsaac)

Session 1: CAEECC DEI

Goal: Present and seek approval on CAEECC's Phase III Diversity, Equity & Inclusion Plan

1. Objectives of Phase III DEIJ Work Plan
2. Proposal: 3 part series
3. CAEECC Member discussion and "vote"

At the 9/20 CAEECC Meeting #39, Members provided feedback on a DEIJ Workplan. Today, we present this plan for CAEECC review and approval.

Objectives of Phase III

1. Provide **interactive training** around four dimensions of equity (presented in Kickoff training)
2. Explore **case studies** of advancing different dimensions of equity from regulated energy efficiency programming around the nation
3. Engage in **courageous conversations** about the role of race, wealth, socioeconomic status, in the accessibility of energy efficiency programs and how to address
4. Have everyone **suggest two improvements** they can do with a program they are intimately familiar with based on the dimension and have the equity team provide feedback

4 Dimensions of Equity (*in a 3 part series*)

Part I: Recognition/Restorative

~2 hours

- Moments from lived experience
- Understanding historical harm in EE
- Why Recognition is important and why it's hard
- How to approach in mutuality and respect
- Restorative relationships, restorative engagement
- Easy to remember methods to expressing Recognition

4 Dimensions of Equity (*in a 3 part series*)

Part II: Distributive

~4 hours

- Energy Efficiency Deserts
- Target marketing for increasing market opportunity and increasing cost effectiveness
- Equitable incentives
- Challenges to implementation
- Shifting Resources to Advance Equity
- Metrics and (in)ability to use race or other proxies (e.g., air quality as a proxy)

4 Dimensions of Equity (*in a 3 part series*)

Part III: Procedural

~3 hours

- Barriers to EE regulatory space
- Examples of equitable procedures
- Inclusion without Belonging

CAEECC Member Discussion

Test for approval to move forward.

Session 2: Working Group Updates

Goals: Provide Working Group
Updates

1. Compensation Pilot Mid-Pilot Evaluation Report
2. Evolving CAEECC WG
3. Equity & Market Support Working Group

Compensation Pilot Mid-Pilot Evaluation

The Compensation Pilot is a program to provide funding for participation in the Evolving CAEECC Working Group to Grantees who are historically underrepresented in CAEECC.

Overview of Mid-Pilot Report

Per Compensation Task Force recommendations on evaluation criteria (3) and data to collect, the Pilot Administrators of the Compensation Pilot compiled data to evaluate the Pilot and identify any change-opportunities should they exist and are feasible within Pilot constraints.

Today we'll give a flyover of the evaluation criteria and results + lessons learned.

This report is organized into the following sections:

Section I: Mid-Point Evaluation methodology

Section II: Overview and background of the Compensation Pilot development

Section III: Evaluation based on criteria from the Compensation Task Force

Section IV: Findings about Grantee experience

Section V: Findings about administering the pilot

Section VI: Lessons Learned

Section VII: Conclusion

Section VIII: Appendices

Criterion 1: Diversity of Perspectives included in Evolving CAEECC Working Group

Table 1. Number and Percentage of Working Group Members and Grantees that Represent Specific Communities

	Historically underrepresented		CPUC ESJ Community		New to CAEECC (no prior engagement in CAEECC/ CAEECC WG)	
	Percent	Number	Percent	Number	Percent	Number
Evolving CAEECC Working Group, including Grantees	66%	23/35	51%	18/35	49%	17/35
Grantees	100%	11/11	91%	10/11	73%	8/11

Criterion 2: Accessibility and ease of application process

Table 2. Number of applicants and rate of acceptance for the Evolving CAEECC Working Group and Compensation Pilot

	Applicants	Accepted	
	#	#	%
Evolving CAEECC Working Group	39	35/39	90%
Grantees	16	11/16	69%

Table 3: Retention of Evolving CAEECC Working Group membership and Compensation Pilot Grantees

	Meeting #1		Meeting #2		Meeting #3		Meeting #4	
	#	%	#	%	#	%	#	%
Evolving CAEECC Working Group	34/35	97%	32/35	91%	31/35	89%	29/35	83%
Grantees	11/11	100%	11/11	100%	11/11	100%	9/10	81%

Criterion 3: Effectiveness of Outreach and Recruitment

Table 4: Pilot Survey Responses on Effectiveness and Accuracy of Outreach Communication

Pilot Survey Question	Pilot Survey #1				Pilot Survey #2			
	All		Grantees		All		Grantees	
	AVG	MED	AVG	MED	AVG	MED	AVG	MED
The purpose/intent of the Evolving CAEECC Working Group communicated through outreach prior to the launch of the working group matches the experienced purpose/intent.	4.8	5	4.9	5	3.7	3	4	3
The purpose/intent of the Compensation Pilot communicated through outreach prior to the launch of the Pilot matches the experienced purpose/intent.	4.9	5	4.9	5	4.4	5	4.4	4

*Responses were on a scale of 1-6 with one being the lowest score and six being the highest.
AVG is the Average and MED is the Median.
"All" is all members of Evolving CAEECC WG and "Grantees" are only Compensation Grantees*

Budget Spend Summary

Compensation budget spend aligns with the Prospectus's scheduled meetings and activities.

Managing the budget of compensation funds has been an ongoing challenge as the scope, schedule, and activities of the Evolving CAEECC Working Group have been changing on a regular basis.

The budget has had to change due to the following reasons:

- Greater **need for onboarding and orientation**
- Desire for Evolving CAEECC Working Group members to **work in different ways** (e.g., collaborative on homework, in addition to working individually on homework)
- Inclusion of Grantees in the **Leadership** team (requiring more time of theirs to be compensated)
- Increasing the Leadership team and adding additional Grantees midway
- Request for more **co-creation** of Working Group direction and additional time for certain members for that work
- Request for budget to support **in-person participation** at CAEECC meetings and Evolving CAEECC Working Group meeting(s)
- **Resignation** of members from the Working Group, the Compensation Pilot, or both

Budget Spend Summary

The Pilot Administrators have used 75% of the Administration budget (the Working Group is approximately halfway completed.)

The higher administrative spend rate reflects additional upfront work to set up a new program, however, the Pilot Administrators have observed several aspects of this Pilot that likely have warrant additional resources or other support.

Table 6. Percent of Compensation Budget Used as of November 6, 2023

	Percent Used
Pilot Administrators	75%
Total of Grantee Budget	28%
Average of Grantees	31%
Median of Grantees	35%
<i>Data as of 11/7/23. Does not include reserve for an in-person meeting that was not included in the Compensation Pilot Budget scope.</i>	

Summary of Lessons Learned

Overall, the Pilot Administrators learned a great deal from this process and synthesized these into lessons to inform future processes.

1. **Recruitment takes time** and shouldn't be squished into a ~four week process.
2. It's important to **compensate for grantee's participation in evaluation surveys and activities**, to ensure we can ask for the information we need to provide a detailed and accurate snapshot of the program and its impacts.
3. **Compensation is beneficial, but more is needed** to adequately support historically underrepresented voices
4. Honoring flexibility and simplicity is difficult and that in order to embody this principle, **more admin support is needed**
5. **Invoicing can be a barrier**, so there's no need to require invoicing when attendance is known and already tracked

Evolving CAEECC WG

Update: Since Q3...

1

ECWG Meeting #3 sought to pivot and support co-creation. Some members pushed for group-led discussion.

2

Post Meeting #3 Survey tried to identify 1-2 priority areas to work on. All 8 candidate areas received essentially equal interest, thus providing no clear focus.

3

Huddle 1: Unstructured space (requested in Post Meeting #3 Survey)

4

Huddle 2: Structured huddle to discuss recommendations and process for WG moving forward

A co-creative process within existing constraints

Some members advocated strongly for a co-creative process—define the charge and goals of the working group, agenda development, homework development, presentations, and schedule/process of meetings.

The current process, budget, structure, and resources are not adequate to support the desired process to the extent some members wanted.

Further, it became apparent in survey responses and our own observations that the Meeting #3 pivot and the conduct of some members was also **impacting the ability for other members to participate fully**.

Facilitation Team responsibility

The Facilitation Team had not encountered a situation like this before.

As certain harms and their impacts became apparent from other members (and impacts to the Facilitation Team as well), it put us in a difficult position.

We could no longer do our job to hold a productive and safe/brave space or process. And to continue to host a space would make us complicit in those harms.

The Facilitation Team (Katie, Jonathan, Anthony, Michelle, Suhaila) with the support of Co-chairs, Lujana (Lara is on sabbatical), made the decision to shift the remainder of working group activity out of meetings and into a written process.

Evolving CAEECC Working Group met for a final facilitated session on November 15.

The Facilitation Team laid out the decision and outlined the shift in Working Group process.

The Facilitation Team is no longer holding facilitating meetings for Evolving CAEECC WG.

1

Constraints on budget to fully support working group desires and format.

3

Some members have expressed fear of speaking up and worthlessness.

2


Deterioration of adherence and embodiment of the Community Agreements.

4

Lack of broad support for working group scope of work and process to work together.

The Facilitation Team is shifting to support Working Group member written reflections. The intent is that:

- Working group members can focus on the aspects of the topic most important to them
- Everyone can speak for themselves
- Those who want to work individually can do so, or those in small groups can also do so
- The compilation will capture the full breadth of ideas and priorities generated by the working group



The Process looks like:

CAEECC Q4 2023

Update about
Working Group
process

Jan 31, 2024

Deadline for
Evolving CAEECC
Members to submit
written reflections.

CAEECC Q1 2024

[tentative] Update
and review of
written reflections
(being) conveyed to
CPUC

This work is difficult, and full of learnings

It is the sincere hope of the Facilitation Team that this **gives everyone a chance** to step back, gain clarity on, and express their own questions, priorities, and recommendations for CAEECC and on what an equitable process ought to be.

Working Group members brought their best ideas, deepest motivations to learn and commitment to the process. The scope of this Working Group was *so broad*, as was the different expertises of members.

We hope CAEECC will remain open and curious about the written reflections and seriously consider ways to elevate and incorporate recommendations into CAEECC and future efforts.

There is **great value in learning more about the challenge and opportunity of and resources required to genuinely and authentically engage community** in the energy efficiency regulatory space. *We have certainly learned a lot.*

We expect that CAEECC Members may have a lot of questions about this update and we want to underscore this is not the end of the conversation.

We encourage you to review the Evolving CAEECC Working Group November 15 Meeting Summary for the full statement and explanation by the Facilitation Team.

By Jan 31, written statements are due and will be posted shortly for CAEECC members to review. **We hope you will plan to take time to review them and we hope to host a deeper discussion at the Q1 meeting.**

Equity & Market Support Working Group

Equity & Market Support Working Group Updates

- "Phase I" - Working Group members provide feedback to the PAs on clarifications necessary for the Indicators adopted in D.23-06-055.
 - While D.23-06-055 adopted 13 Equity Indicators and 25 Market Support Indicators, discussions in the EMSWG may not address all of the Indicators, instead prioritizing what the Working Group considers to be the most pressing issues. Note that the PAs are directed to clarify all adopted Indicators in their May 2024 Advice Letter.
 - EMSWG will not address Common Metrics
 - EMSWG will address AKAB Indicators
- Meetings/Huddles Held:
 - November 1: Huddle #1 held to introduce the Working Group and Prospectus
 - November 7: Meeting #1 held to affirm the Prospectus and discuss how to approach "Phase I" work

Outstanding Topics for CAEECC Consideration

"Phase II" of the EMSWG Working Group and Applicable Topics: Discuss whether to update the EMSWG Prospectus to indicate that Working Group Members will address the following issues in this Working Group. In lieu of the Working Group addressing the issues below, CAEECC may elect to address these issues in another forum or venue.

Phase II of the EMSWG would include a separate outreach process to recruit participants. The start date is to be determined, but is expected to be around or after March 2024. This Phase does not currently have an estimated end date but individual deadlines adopted in the decision are identified below. Possible topics include:

- **Goals and Objectives for the Equity & Market Support Segments** – due next portfolio application due sometime in 2026
- **Community Engagement Indicators** - Advice Letters due September 1, 2025
- **Reporting Demographic Participation Data** - Reporting Policy Coordination Group submits Report by September 1, 2025

CAEECC Member Discussion

1. Should the EMSWG address any of the following topics in a "Phase II" to begin around or after March 2024?
 - a. Goals and Objectives for the Equity & Market Support Segments – due next portfolio application due sometime in 2026
 - b. Community Engagement Indicators - Advice Letters due September 1, 2025
 - c. Reporting Demographic Participation Data - Reporting Policy Coordination Group submits Report by September 1, 2025
2. If topics are not in EMSWG, should they be addressed by a different CAEECC Working Group, the full CAEECC, or in another venue? If another venue, what venue?

PUBLIC COMMENT

1. Should the EMSWG address any of the following topics in a "Phase II" to begin around or after March 2024?
 - a. Goals and Objectives for the Equity & Market Support Segments – due next portfolio application due sometime in 2026
 - b. Community Engagement Indicators - Advice Letters due September 1, 2025
 - c. Reporting Demographic Participation Data - Reporting Policy Coordination Group submits Report by September 1, 2025
2. If topics are not in EMSWG, should they be addressed by a different CAEECC Working Group, the full CAEECC, or in another venue? If another venue, what venue?

CAEECC Member Discussion & “Vote”

1. Should the EMSWG address any of the following topics in a "Phase II" to begin around or after March 2024?
 - a. Goals and Objectives for the Equity & Market Support Segments – due next portfolio application due sometime in 2026
 - b. Community Engagement Indicators - Advice Letters due September 1, 2025
 - c. Reporting Demographic Participation Data - Reporting Policy Coordination Group submits Report by September 1, 2025
2. If topics are not in EMSWG, should they be addressed by a different CAEECC Working Group, the full CAEECC, or in another venue? If another venue, what venue?


CAEECC Member Discussion

Re: Working Group Topics

Public Comment

10:45-11:00

Each individual will have up to 2 minutes to provide verbal public comment. Public comments will be captured in the Meeting Summary. **Please raise your hand to get into the speaking queue.**

 Timer.fit

02:00

1/30

00	Introduction
----	--------------

01	Session 1: DEI Training Plan
----	------------------------------

02	Working Group Updates
----	-----------------------

03	2024 CAEECC Planning
-----------	-----------------------------

04	SDREN Business Plan Proposal
-----------	-------------------------------------

05	Wrap Up
-----------	----------------

06	Optional Assembly
-----------	--------------------------

**Break
(10 min)**

Session 3: 2024 CAEECC Planning

Goal: Seek approval on 2024 CAEECC planning
(including workplan, quarterly meeting dates,
co-chair nomination/confirmation, and membership)

1. 2024 Proposed Workplan
2. 2024 Quarterly Meeting Dates
3. 2024 Co-Chair
Nomination/Confirmation

2024 Proposed Work Plan - High-Level

Full CAEECC Meetings



Relevant & timely topics, may include:

- Working Group updates
- CAEECC approved ad hoc topics
- Biannual Business Plan Review
- Etc.

Working Groups (WG)



Evolving CAEECC WG
Compilation Process

Equity & Market Support WG
(Phase I)

Equity & Market Support WG
(Phase II)

Member Trainings



Diversity, Equity &
Inclusion training for
CAEECC Members &
Ex-Officio

Other Activities: Metrics? Discussing 3P/solicitation issues?

CAEECC Member + Public Input: 2024 Proposed Work Plan

Full CAEECC Meetings



Relevant & timely topics, may include:

- Working Group updates
- CAEECC approved ad hoc topics
- Annual and Semi Annual Reports re: Portfolio Performance
- Etc.

Working Groups (WG)



Evolving CAEECC WG
Compilation Process

Equity & Market Support WG
(Phase I)

Equity & Market Support WG
(Phase II)

Member Trainings



Diversity, Equity &
Inclusion training for
CAEECC Members &
Ex-Officio

Other Activities: Metrics? Discussing 3P/solicitation issues?

2024 Quarterly Meeting Dates

Any significant concerns with these dates?

Q1

fully virtual

**Thursday
3/14**

Q2

*Hybrid SoCal if 1
day; Virtual if 2
days*

**Wednesday
5/15**

* potentially also
Tuesday 5/14

Q3

*Hybrid, location
TBD; Virtual if 2
days*

**Wednesday
9/18**

* potentially also
Tuesday 9/17

Q4

fully virtual

**Wednesday
11/13**

* Potential add-on dates for *Portfolio Performance Report Review*, which would require a 2-day (or 1.5-day) meeting

Co-Chair Nomination/Confirmation

- CAEECC Groundrule III.C.iii states “**Co-Chairs will be approved annually by the Members**”
- Current Co-Chairs
 - a. **Lara Ettenson**, NRDC - Stakeholder seat
 - b. **Lujuana Medina**, SoCalREN - Program Administrator seat

Do any Member object to keeping Lara and Lujuana as CAEECC co-chairs in 2024? If so, who do you propose?

From Lara Ettenson, NRDC - Stakeholder seat

“To CAEECC Members- As I am on sabbatical through January 4,2024, I wanted to share my gratitude for being your co-chair throughout the duration of this body’s existence. If anyone would like to become the non-PA co-chair, I would be happy to help through a transition when I return. If you all choose to have me continue in this role, I would be excited to help figure out the next phase for CAEECC.”

Session 4: San Diego REN Business Plan Proposal

Goals: Provide Working Group Updates

Presenter: Sheena Tren, SDCP

For this next session, the presenters will be gathering questions via the chat and responding to them at the end of the presentation.

To ensure your questions and feedback get recorded, **please make sure to use the Zoom chat to “Everyone” instead of just “Host and Panelists”.**

San Diego Regional Energy Network

Presentation to the California Energy
Efficiency Coordinating Committee
(CAEECC) and other stakeholders




Presented by San Diego Community Power

November 29, 2023



Agenda

- Process for CAEECC Questions & Feedback
- About SDREN
- SDREN Sectors & Programs
- Budget & Metrics
- Timeline
- Questions & Feedback



Meeting Purpose

From CPUC Decision 19-12-021:

- *Any new REN business plan proposal must be vetted during at least one meeting of the CAEECC, for discussion and feedback.*
- *In its proposal to the Commission, the new REN will then be required to include a summary of the CAEECC meeting and feedback received, and any changes made to the proposal as a result of that stakeholder feedback.*

Process for Questions & Feedback

- Participants will remain muted during the presentation
- Please submit questions in the **chat** at any point and include the following:
 - Name
 - Organization
 - Indicate if you are a CAEECC member
 - *Member questions may be given priority over public comments or questions*
- Questions will be addressed at the end of the presentation
 - If an immediate response is not available, a response will be included in the summary report
 - Questions and feedback from today's presentation can be sent to stran@sdcommunitypower.org following the meeting and will be included in the summary report if submitted by December 1st
- The presentation is currently available on the CAEECC website
- The summary report will be available on the CAEECC website by December 8th

About SDREN

Why San Diego needs a REN

- ✓ San Diego County is the **second** most populous of California's 58 counties, and the fifth largest county in the United States
- ✓ No RENs currently operate in SDG&E territory
- ✓ Regional focus, opportunity to leverage region's existing collaborations
- ✓ Advance decarbonization strategies and action



Tan shaded areas indicate existing REN territory

Decarbonization Leadership

Regional Collaborations

- Local Government Partnerships
- San Diego Regional Climate Collaborative
- San Diego Association of Governments

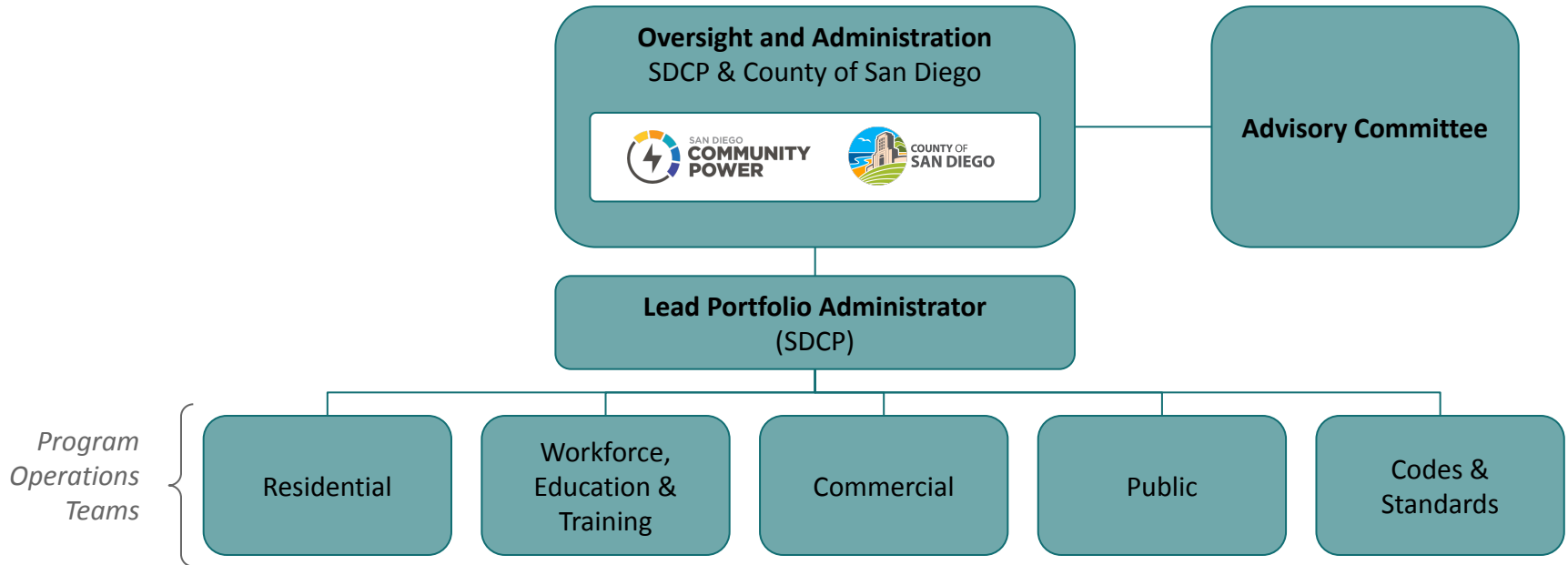
Climate Plans and Studies

- Regional Decarbonization Framework
- Climate Action Plans and Updates
- Zero Carbon Portfolio Plan
- Building Housing Stock Analysis
- Community Power Plan

Lead Agencies



Governance Structure



SDREN Service Territory: San Diego County

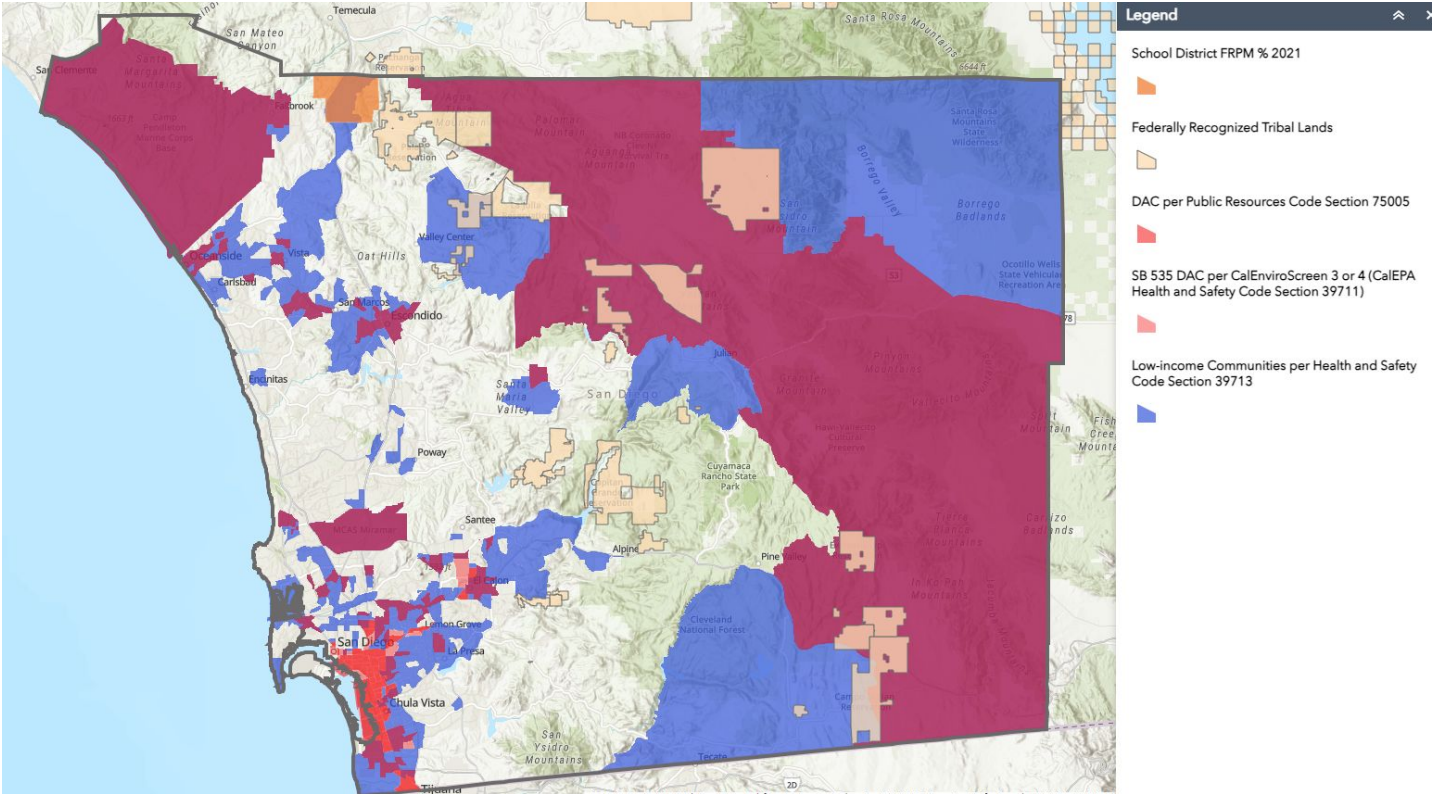
San Diego County

- 3.3 million people
- 18 incorporated cities
- 18 federally recognized tribes
- 70-miles of coastline
- International border
- High concentration of small businesses




An Equity-driven Portfolio

Serving San Diego's hard-to-reach and underserved communities



Vision and Core Values

*SDREN's vision is to be a **driving force for communities** to adopt **clean, reliable energy** through community driven solutions that contribute to local and state energy efficiency and climate goals.*



Integrate a collaborative and purposeful investment in the region's underserved and hard-to-reach communities






Grow a regional clean power economy that creates opportunities for the local workforce



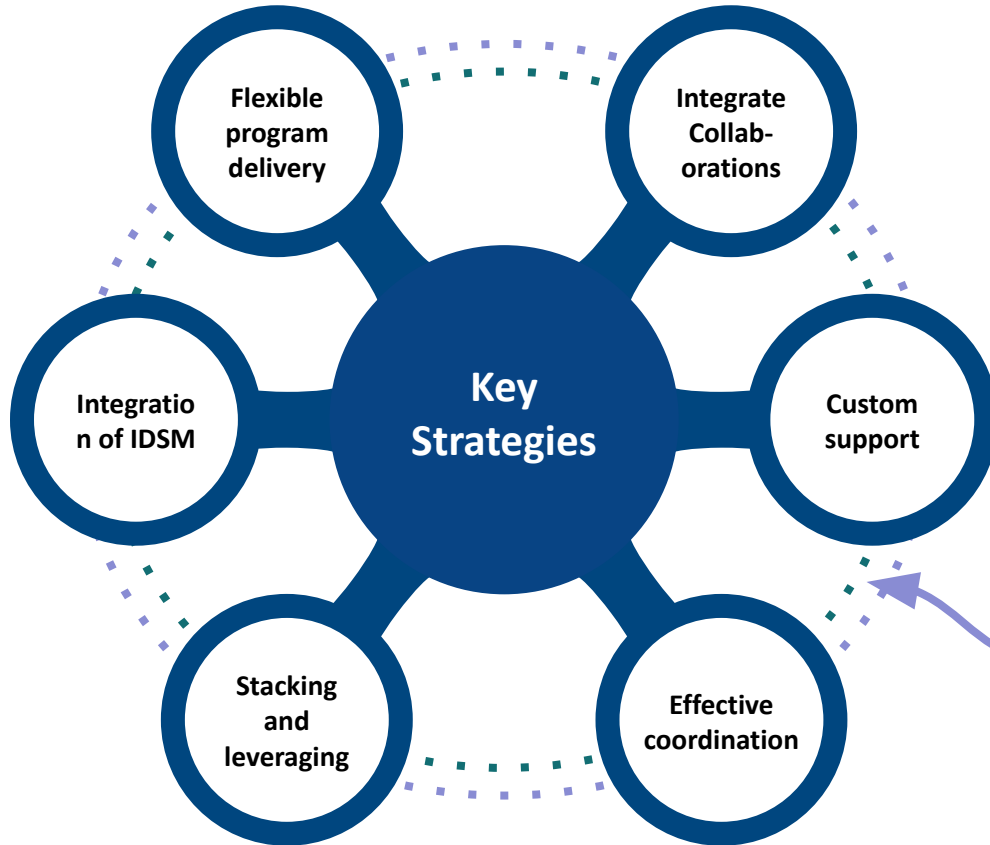
Be a trusted local resource to coordinate regional policy, partnerships, and programs

Goals

1. Advance decarbonization
2. Provide robust EE services that improve outcomes for underserved and HTR communities
3. Accelerate the clean energy economy through workforce opportunities



Key Strategies in Delivery



Principles of environmental justice connect throughout each of our six key delivery strategies

SDREN Sectors & Programs

Sectors and Target Population

- **Residential** – Homeowners, renters, property owners, tenants
- **Commercial** – Small and medium businesses
- **Public** – Public agencies within San Diego County
- **Workforce, Education & Training** – High school students, adult workforce, and employers
- **Codes & Standards** – City and County permitting authorities

Residential

Residential Insights

- Largest customer group in SDG&E territory
- Highest savings potential
- Residents find multiple program-entry points confusing
- Opportunities to highlight non-energy benefits
- Opportunities to stack other funding, such as IRA

SDREN Strategies

- Equity programs with focus on delivery to HTR customers offering in language outreach and anti-displacement policies
- Customized energy programs and strategies shaped by community input and tailored to meet unique community needs
- Provide 1:1 support to residents who can connect customers to all other available programs, services, and funding opportunities
- Renter-specific offerings including direct install upgrades and education with focus on non-energy benefits
- Assist resident enrollment in demand response (DR) programs and install DR-ready measures

SDREN Residential

Program Name & Segment	Audience	Description	Intervention Strategies
Single Family Equity	Homeowners and renters of single-family residences	Program support services will be adapted to the customer's needs whether they are a homeowner or renter. Provide guidance to identify energy programs and upgrades through connected contractors for homeowners.	<ul style="list-style-type: none"> ● Personal 1:1 support ● Closed loop design for the customer with a single source to provide guidance and referrals to connect participants with relevant program contractors (Single Family)
Multifamily Equity	Tenants; Property owners/ managers	Program offers a two-pronged approach targeting both multi-family property owners and managers as well as tenants to address facility upgrades that impact both common area maintenance (CAM) and renter-specific in-unit utility bill savings.	<ul style="list-style-type: none"> ● Equitable and inclusive outreach and marketing materials ● Educational materials including an EE starter kit for customers ● Direct install of selected EE measures ● Rebates for selected EE measures that can stack with, or meet gaps of, other program rebate offerings

Commercial

Commercial Insights

- Accounts for largest share of electricity consumption (40%)
- 77% of commercial sector consists of small customers (<20 kW demand)
- Almost two-thirds have fewer than five employees in San Diego
- These business owners have limited time and capital to invest in EE

SDREN Strategies

- Focus on hard-to-reach and underserved businesses
- In-language and inclusive outreach and services through trusted representatives
- Provide Energy Coach as connection point to available programs and services
- Direct Install approach to overcome cost barrier
- Facilitate access to programs that encourage long-term sustainable energy actions
- Expansion of SDCP pilot program

SDREN Commercial

Program Name	Audience	Description	Intervention Strategies
SMB Energy Coach Equity	Small and medium businesses	Raise awareness and increase adoption to EE practices & measures. Connect a dedicated energy coach to educate SMBs on the value of EE, support access to funding and financing, facility assessments, offer technical assistance & direct install.	<ul style="list-style-type: none"> • Facility energy report & opportunity assessments • Technical assistance • Direct installation • Funding & financing support
Efficient Refrigeration Equity	Small corner stores and food donation centers	Provide EE education, technical assistance and no-cost, DI efficient refrigeration equipment to support energy cost savings and non-energy benefits. Leverage other programs and resources to provide education on sourcing and promotion of healthy food. Deliver community outreach events to promote program services and provide education on the benefits of EE and healthy food.	<ul style="list-style-type: none"> • In-person and in-language outreach • Direct installation of high efficiency refrigeration equipment • Community-level and 1:1 education on EE and healthy food options • IDSM program participation education
FLEX Market Resource Acquisition	Commercial property owners	Work with contractors to offer customized incentives to reduce energy use at peak times. Utilizes a population NMEC methodology to verify savings while paying incentives based on TSB achieved, encouraging long-life measures that deliver maximum grid benefit. Local trusted entities will lead customer engagement to targeted high opportunity businesses with a focus on HTR and underserved businesses.	<ul style="list-style-type: none"> • Aggregator network • Performance-based incentives • IRA tax provision education • Targeted outreach

Public

Public Insights

- Most are small accounts (<20kW)
- Behavioral, retro commissioning, and operational measures make up largest EE potential
- SDG&E recently closed their K-12 EE program
- Trend towards integrating resilience opportunities
- Unique position to lead communities by example
- No Tribal specific strategies through EE-funding currently

SDREN Strategies

- Engage with public partners to inform strategies
- Provide education and build capacity on decarbonization, resilience, and programs
- Support regional decarbonization goals
- Develop customized analysis and roadmaps
- Offer technical assistance to identify and fund EE and IDSM projects
- Supplement with additional funding to go beyond EE
- Tribal engagement
- Promote & support other programs

SDREN Public

Program Name	Audience	Description	Intervention Strategies
Climate Resilience Leadership Market Support	Public agencies: <ul style="list-style-type: none"> • Cities • County • Educational agencies • Special districts 	Customized and unbiased hands-on expert guidance and support services from EE project identification to completion for public facilities and assets. Focuses on decarbonization measures. Agency-wide benchmarking and strategic energy resilience planning. Targeted DI measures with focus to support K-12 schools. Offers educational resources, peer to peer learning opportunities and case studies. <i>*coordinate with SDG&E Public Sector programs</i>	<ul style="list-style-type: none"> • EE & DER project identification and delivery services • Engagement, education & outreach • Direct Installation of EE measures
Tribal Engagement Equity	Tribes	Program will create a pathway for Tribes to develop, propose, and implement energy-related initiatives to address their unique needs and contribute to sustainability, resilience, and economic development within Tribal communities. Program resources will include tailored no-cost technical assistance, including a dedicated technical advisor to support development and implementation of initiative application ideas and champion their success.	<ul style="list-style-type: none"> • Project design services • Funding for implementation • Technical assistance • Access to energy experts

Workforce, Education & Training (WE&T)

WE&T Insights

- All RENs offer WE&T programs
- Potential to connect WE&T participants to other programs
- Move towards electrification brings with it a growing demand for a certified workforce

SDREN Strategies

- Leverage best practices from other REN WE&T programs
- Work with local employers to determine the emerging industry careers and necessary skills for incoming professionals to be successful in the industry
- Develop robust pipeline of skilled professionals to meet workforce opportunities
- Coordinate with SDG&E and engage CBOs doing WE&T
- Explore supplemental funding to complement programs

SDREN WE&T

Program Name	Audience	Description	Intervention Strategies
Energy Pathways Program Market Support	High school students	Program increases access to education and training resources needed to develop students' awareness of energy/green career pathways and helps them learn the necessary skills to enter the workforce.	<ul style="list-style-type: none"> • 1:1 career pathway assistance • Dual enrollment in STEAM college courses • Networking opportunities • On-the-job training, wraparound services
Workforce Training & Capacity Building Market Support	Adult workforce & employers	Enhance the clean energy workforce focusing on skill development for adult and incumbent workers. Targets both employees and employers to boost employee skill development and the employer capacity to work on electrification and decarbonization projects.	<ul style="list-style-type: none"> • Training and certification courses • Networking opportunities • On-the-job training, wraparound services • Training policy and program development • Worker placement programs

Codes & Standards (C&S)

C&S Insights

- Increasing complexity of energy codes and energy technologies applied in new and existing buildings
- Every REN has included C&S
- Similar focus on compliance and policy support for local governments
- Need for local customization
- Existing coordination

SDREN Strategies

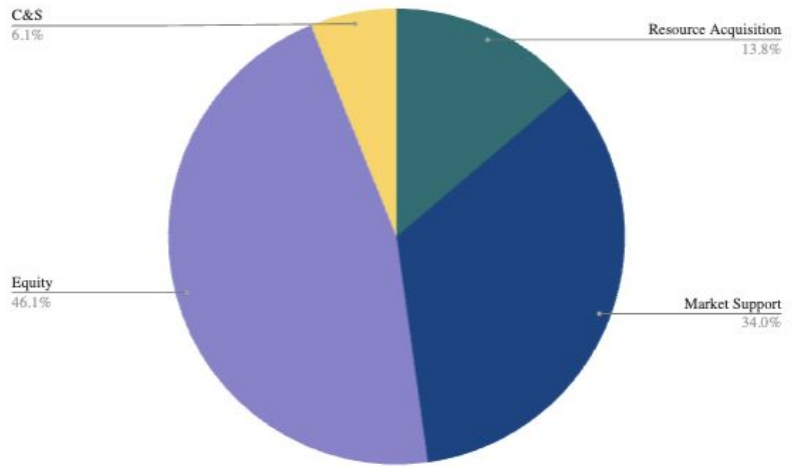
- Assisting and pushing forward electrification efforts by permitting entities
- Educating cities about building performance standards and promoting voluntary actions

SDREN Codes & Standards

Program Name	Audience	Description	Intervention Strategies
Codes & Standards	Public agencies – Permitting authorities	Policy and compliance support and enhancing communication and experience between permitting authorities and permit applicants.	<ul style="list-style-type: none">● Needs assessment● Tools & templates● Customized one-on-one support● Educational workshops

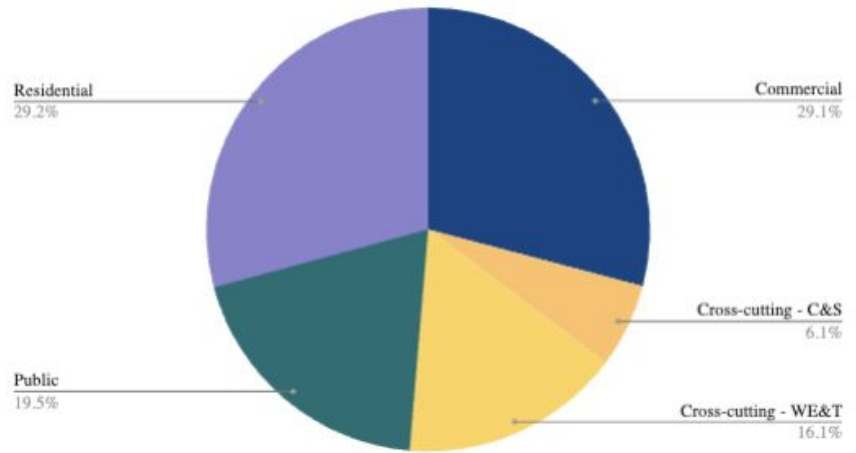
Budget & Metrics 2024-2027

Budget by Segment 2024-27



Segment	2024	2025	2026	2027	Total
C&S	\$934,000	\$1,930,500	\$2,123,550	\$2,335,905	\$7,323,955
Equity	\$7,023,000	\$14,508,800	\$15,959,680	\$17,555,648	\$55,047,128
Market Support	\$5,184,000	\$10,713,000	\$11,784,300	\$12,962,730	\$40,644,030
Resource Acquisition	\$2,102,000	\$4,343,600	\$4,777,960	\$5,255,756	\$16,479,316
Sub-total	\$15,243,000	\$31,495,900	\$34,645,490	\$38,110,039	\$119,494,429
EM&V	\$609,720	\$1,259,836	\$1,385,820	\$1,524,402	\$4,779,778
Total	\$15,852,720	\$32,755,736	\$36,031,310	\$39,634,441	\$124,274,207







Budget by Sector 2024-27



Sector	2024	2025	2026	2027	Total
Commercial	\$4,438,000	\$9,169,800	\$10,086,780	\$11,095,458	\$34,790,038
Cross-cutting - C&S	\$934,000	\$1,930,500	\$2,123,550	\$2,335,905	\$7,323,955
Cross-cutting - WE&T	\$2,452,000	\$5,067,500	\$5,574,250	\$6,131,675	\$19,225,425
Public	\$2,966,000	\$6,128,100	\$6,740,910	\$7,415,001	\$23,250,011
Residential	\$4,453,000	\$9,200,000	\$10,120,000	\$11,132,000	\$34,905,000
Sub-total	\$15,243,000	\$31,495,900	\$34,645,490	\$38,110,039	\$119,494,429
EM&V	\$609,720	\$1,259,836	\$1,385,820	\$1,524,402	\$4,779,778
Total	\$15,852,720	\$32,755,736	\$36,031,310	\$39,634,441	\$124,274,207

TSB & Cost-effectiveness

	TSB (\$)	TRC, no Admin	TRC, w/Admin	PAC no Admin	PAC w/Admin	Net kWh	Net kW	Net Therms	Tons CO2e
Portfolio	18,194,415	0.51	0.17	0.48	0.17	14,246,780	684	711,168	8,561
Resource Acquisition	7,428,942	0.64	0.39	0.87	0.46	12,615,801	0	0	4,278
Market Support	6,826,309	0.16	0.03	0.16	0.03	364,996	313	456,727	2,533
Equity	3,939,164	0.08	0.03	0.06	0.03	1,265,984	372	254,442	1,750
Codes & Standards	0	0	0	0	0	0	0	0	0
Commercial	9,021,653	0.51	0.27	0.62	0.29	15,493,358	372	(445)	5,215.47
WE&T	0	0	0	0	0	0	0	0	0
Public	6,826,309	0.16	0.06	0.16	0.06	364,996	313	456,727	2,532.83
Residential	2,346,453	0	0	0	0	(1,611,573)	0	254,887	812.57

	SoCalREN	BayREN	3C-REN	I-REN	Rural REN	SDREN
Governance	Los Angeles County	Association of Bay Area Governments (ABAG)	County of Ventura, County of San Luis Obispo, County of Santa Barbara	Western Riverside Council of Governments (WRCOG), Coachella Valley Association of Governments (CVAG), San Bernardino Council of Governments (SBCOG)	Redwood Coast Energy Authority (RCEA), Association of Monterey Bay Area Governments (AMBAG), County of San Luis Obispo (SLO), San Joaquin Valley Clean Energy Organization (SJVCEO), High Sierra Energy Foundation (HSEF), Sierra Business Council (SBC)	San Diego Community Power and the County of San Diego
Type	Local government; 1 county	Association of local governments	Local governments; 3 counties	3 COGs and each a JPA	RCEA and AMBAG are JPAs; RCEA is a CCA; SLO a PA of 3CREN; HSEF, SJVCEO and SBC are non-profits	SDCP is a JPA and CCA County of SD is a Local Government
Approved	2012	2012	2018	2021	2023	N/A
# Counties	13	9	3	2	31	1
Population	20M	7.8M	1.5M	4.5M	7M	3.3M
Overlapping Territory for JCM	SCE, SCG, 3C-REN, I-REN, Rural REN	PG&E, MCE	SCE, SCG, PG&E, SoCalREN	SCE, SCG, SoCalREN	PG&E, SCE, SCG, 3C-REN, SoCalREN	SDG&E
Budget (2024-27)	\$228M	\$172M	\$71M	\$57M	\$84M	\$124M
TSB (2024-27)	\$103,422,805	\$23,971,883	\$32,397,889	\$2,442,661	\$6,574,128	\$18,194,415
Sectors & Total # of Programs	Agricultural, Commercial, Public, Residential, Finance, WE&T, C&S Programs: 29	Residential, Commercial, Public, Financing, WE&T, C&S Programs: 11	Agricultural, Commercial, Residential, C&S, WE&T Programs: 7	Public, C&S, WE&T Programs: 6	Commercial, Finance, WE&T, C&S, Public, Residential Programs: 7	Commercial, Residential, Public, WE&T, C&S Programs: 10
Map						

Timeline

REN Formation Timeline



Questions & Feedback




SDREN Presented by:

Colin Santulli
San Diego Community Power
Director of Programs

Sheena Tran
San Diego Community Power
Senior Program Manager

*Submit additional questions or comments to Sheena via email by
Friday, December 1st to be incorporated as part of CAEECC
feedback stran@sdcommunitypower.org*

Access presentation via CAEECC website



Wrap Up

Goal: Evals and next steps

- 1) Prep for Q1 2024 Meeting
- 2) Q3 '23 Mtg Evaluation Results
- 3) Q4 '23 Mtg Evaluation Link
- 4) Live Meeting Evaluation

Proposed Q1 2024 Mtg Topics

1. Working Group Updates: including ECWG Reflections
2. Discuss CAEECC Membership (survey forthcoming)
3. Discuss forum for seeking stakeholder input as part of portfolio oversight (POG) process
4. Optional updates: CEC update on Equitable Building Decarbonization program and the Inflation Reduction Act programs
5. Other topics?

Next Steps

- Meeting summary will be posted in 5 business days
- Members to complete evaluation by 12/6
- Others?

Public Input

Raise your hand or use the chat

9/20/23 Full CAEECC Meeting #39 Evaluation Survey Results

Question	Avg. Score
Objectives of the meeting were accomplished.	4.7
Presentations and background documents were clear and helpful.	4.2
Do you feel this meeting was an inclusive and trusting environment?	5*
The facilitators were effective in running the meeting (e.g., fostering a constructive and efficient forum, being impartial, and making sure no one dominated discussions).	4.5
Overall, the hybrid meeting format (Microsoft Teams + in-person) was smooth and effective.	4.3
Overall, this Full CAEECC meeting was successful.	4.1

1) Scores are 1-6 scale, where 1 is "strongly disagree" and 6 is "strongly agree"; and 3.5 is mid-point of 1-6 scale

2) Scores based on responses from 17 members and 4 stakeholders

3) Facilitation Team and Co-Chairs reviewed and debriefed comments from respondents

**this question was on a scale of 1-3 and multiplied to fit the proper scale*

11/29/23 Full CAEECC Meeting Evaluation



Evals will be sent by CAEECC
Facilitator



Complete evals **today**, latest by
Dec 6, 2023 COB

Meeting Goals

1

Present and seek approval on Phase III Diversity, Equity & Inclusion Plan

2

Seek approval on 2024 CAEECC Planning

3

Provide Working Group Updates

4

Provide feedback on SDREN's Business Plan Proposal



Live Meeting Evaluation

Do you feel this was an inclusive and trusting environment?

Not at all safe Somewhat safe Very safe

Do you feel the meeting was effective?

Not at all effective Somewhat effective Very effective

What worked well? How can we improve?

Optional Assembly: Relevant Updates

- 1) Program Administrator Solicitations
- 2) CalMTA Update on Market Transformation Initiative Development
- 3) Live evaluation of Optional Assembly

Program Administrator Solicitations

Stacie Risley, SDG&E

PG&E Solicitation Timeline



		Year 2023												Year 2024											
		Quarter			Q2			Q3			Q4			Q1			Q2			Q3			Q4		
Customer Segment	Portfolio Segment	Month																							
		Apr	May	Jun	Jul	Aug	Sep	Oct	Nov	Dec	Jan	Feb	Mar	Apr	May	Jun	Jul	Aug	Sep	Oct	Nov	Dec			
Codes & Standards	Codes & Standards	SW CODES & STANDARDS ADVOCACY RFP - Wave 1				Contracting				AL															
Codes & Standards	Codes & Standards	SW CODES & STANDARDS ADVOCACY RFP - Wave 2				Contracting																			
Residential	Equity	RESIDENTIAL ELECTRIFICATION EQUITY RFA/RFP				RFP				Contracting															
Residential & Commercial	Equity	ZONAL ELECTRIFICATION (Residential & Commercial) RFP				RFP				Contracting															
Codes & Standards	Codes & Standards	CODES & STANDARDS CODE READINESS RFP																							
Residential	Market Support	RESIDENTIAL WHOLE HOME LOAD MANAGEMENT RFP				RFI	RFP PREP	RFP																	
Commercial & Residential	Resource Acquisition	2024 SUMMER RELIABILITY PLATFORM ADMINISTRATOR RFP					RFP PREP	RFP																	
Residential	Market Support	RESIDENTIAL MARKET SUPPORT (Single Point-of-Contact) RFP								RFP PREP	RFP														
Commercial	Resource Acquisition	COMMERCIAL ENERGY MANAGEMENT (SEM Expansion) RFP								RFP PREP	RFP														

LEGEND:

RFA Prep
RFA
RFP Prep
RFP
Contract Negotiation
AL (if applicable) + Approval + IP

In-flight Negotiations:

- Statewide C&S Advocacy
- Residential Electrification Equity

Kicking off Negotiations:

- Zonal Electrification

In-flight Solicitations:

- C&S Code Readiness
- Residential Whole Home Load Management
- 2024 Summer Reliability Platform Administrator

Soon to Launch Solicitations:

- Residential Single Point of Contact
- Commercial Energy Management (SEM Expansion)

SCE Solicitation Timeline

IOU	Year		2023									2024													
	Quarter		Q2			Q3			Q4			Q1			Q2			Q3			Q4				
	Month		Apr	May	Jun	Jul	Aug	Sep	Oct	Nov	Dec	Jan	Feb	Mar	Apr	May	Jun	Jul	Aug	Sep	Oct	Nov	Dec		
SCE	Local Customer Programs	Strategic Energy Management (SEM)	RFP					Contracting							AL		IP								
SCE	Local Customer Programs	Commercial - Large Customer, Comprehensive Projects			RFP Prep		RFP							No contract executed. Segment will be resolicited as a part of upcoming Commercial solicitation.											
SCE	Local Customer Programs	Residential - Multifamily					RFP Prep		RFP					Contracting					AL			IP			
SCE	Local Customer Programs	Industrial - Large Customer, Comprehensive Projects							RFP Prep		RFP					Contracting						AL		IP	
SCE	Local Customer Programs	Market Access Program - All Sectors								RFP Prep		RFP					Contracting						AL		
SCE	Local Customer Programs	Commercial - TBD									RFP Prep		RFP					Contracting						AL	
SCE	Local Customer Programs	Residential - Single Family and Manufactured homes										RFP Prep		RFP						Contracting					

LEGEND:
RFA Prep
RFA
RFP Prep
RFP
Contract Negotiation
AL (if applicable) + Approval + IP

In-flight Negotiations:

- Strategic Energy Management (SEM)

Kicking off Negotiations:

- None

In-flight Solicitations:

- Residential - Multifamily

Soon to Launch Solicitations:

- Industrial – Large Customer, Comprehensive Projects
- Market Access Program – All Sectors
- Commercial – *Segments To Be Determined*
- Residential – Single Family and Manufactured Homes

SoCalGas Solicitation Timeline

Year		2023												2024								
Quarter		Q1			Q2			Q3			Q4			Q1			Q2			Q3		
Month		Jan	Feb	Mar	Apr	May	Jun	Jul	Aug	Sep	Oct	Nov	Dec	Jan	Feb	Mar	Apr	Mag	Jun	Jul	Aug	Sep
Local - Cross Cutting	Marketplace																					
Local - Residential	Residential Multifamily Whole Building																					
Local - Public	Living Wise																					
Local - Commercial	HERS Rater Training																					
Local - Commercial	Retail Partnering																					
Local - Commercial	Non-Res EE Advisor																					
Local - Residential	Residential EE Kits																					
Local - Commercial	SEM																					
Local - Residential	Innovation Design for EE Activities																					

LEGEND:

RFA Prep
RFA
RFP Prep
RFP
Contract Negotiation
AL (if applicable) + Approval + IP

CalMTA Update

Margie Gardner, CalMTA



Nov. 29, 2023

CAECC Quarterly Meeting

Update on forming California's
market transformation
portfolio

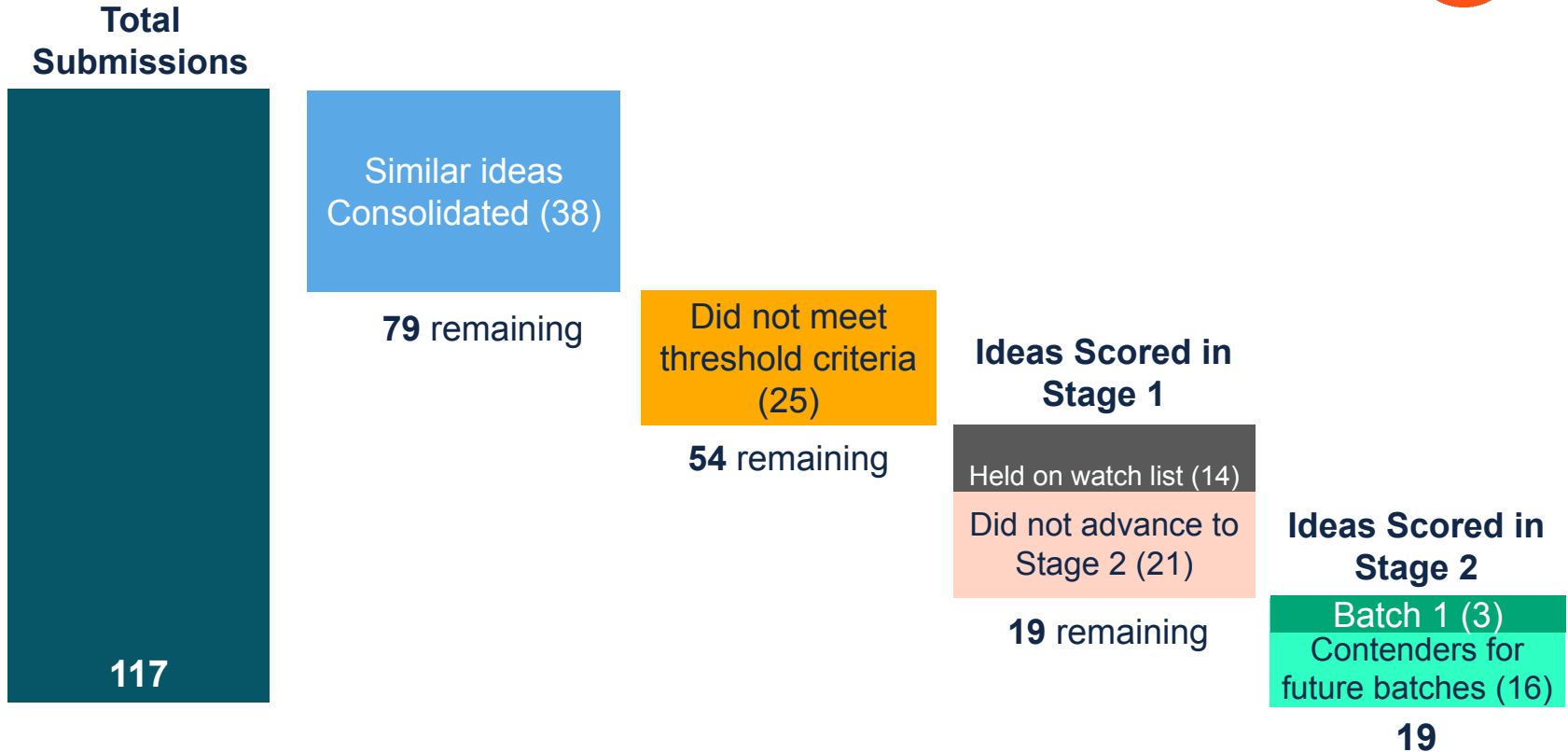


Update on MTI Development



- First Request for Ideas (RFI) closed Aug. 18
 - 117 ideas received and scored
- Top-ranked ideas are being developed into market transformation initiatives (MTIs)
 - “Advancement Plans” for 3 markets will be presented at Nov. 30 MT Advisory Board meeting and posted for public comment
 - Additional Advancement Plans will continue to be developed in 2024

Disposition of Ideas Received



Batch 1 “front runner” criteria

- Scored well and have strong product definition, MT theory, program logic and leverage points
- Required research and pilots can be completed in a short timeframe
- Clear role for CalMTA
- High likelihood of an MTI Plan being finalized by 12/24



Batch 1 MTIs



Portable/window heat pumps



Induction cooktops and ranges

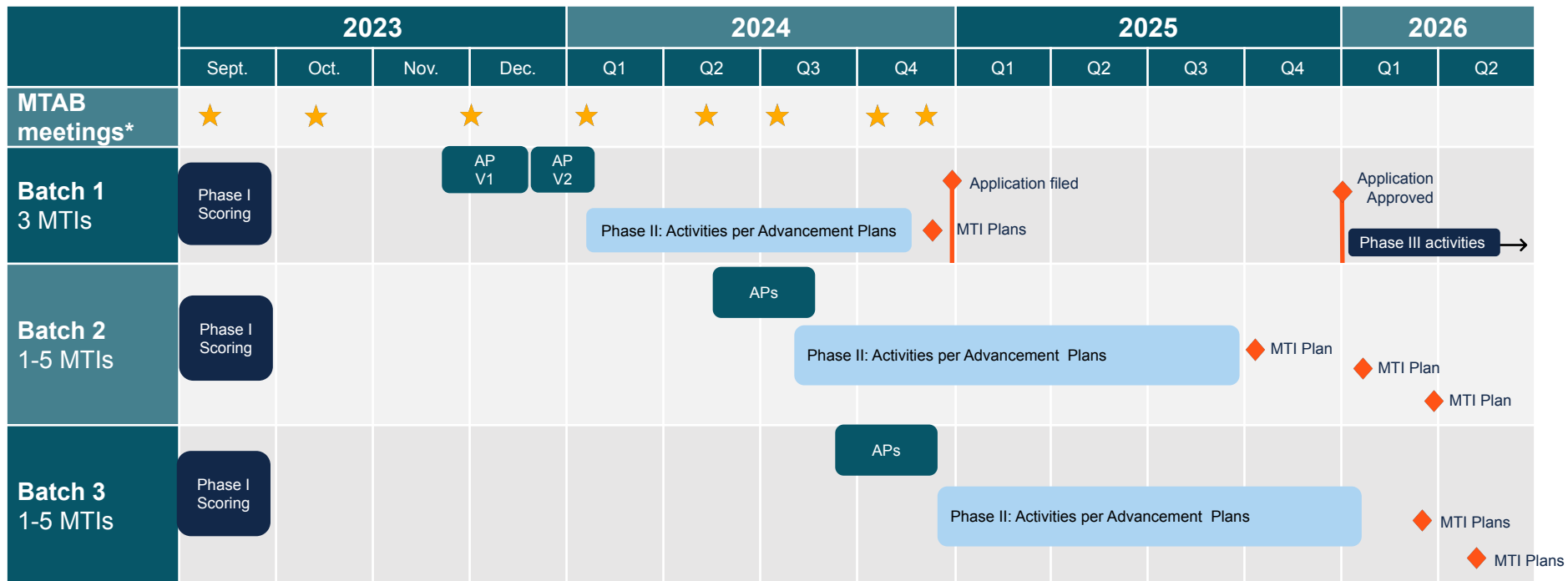


Efficient commercial rooftop units (ERTUs)

Additional Batches of MTI Development (illustrative)

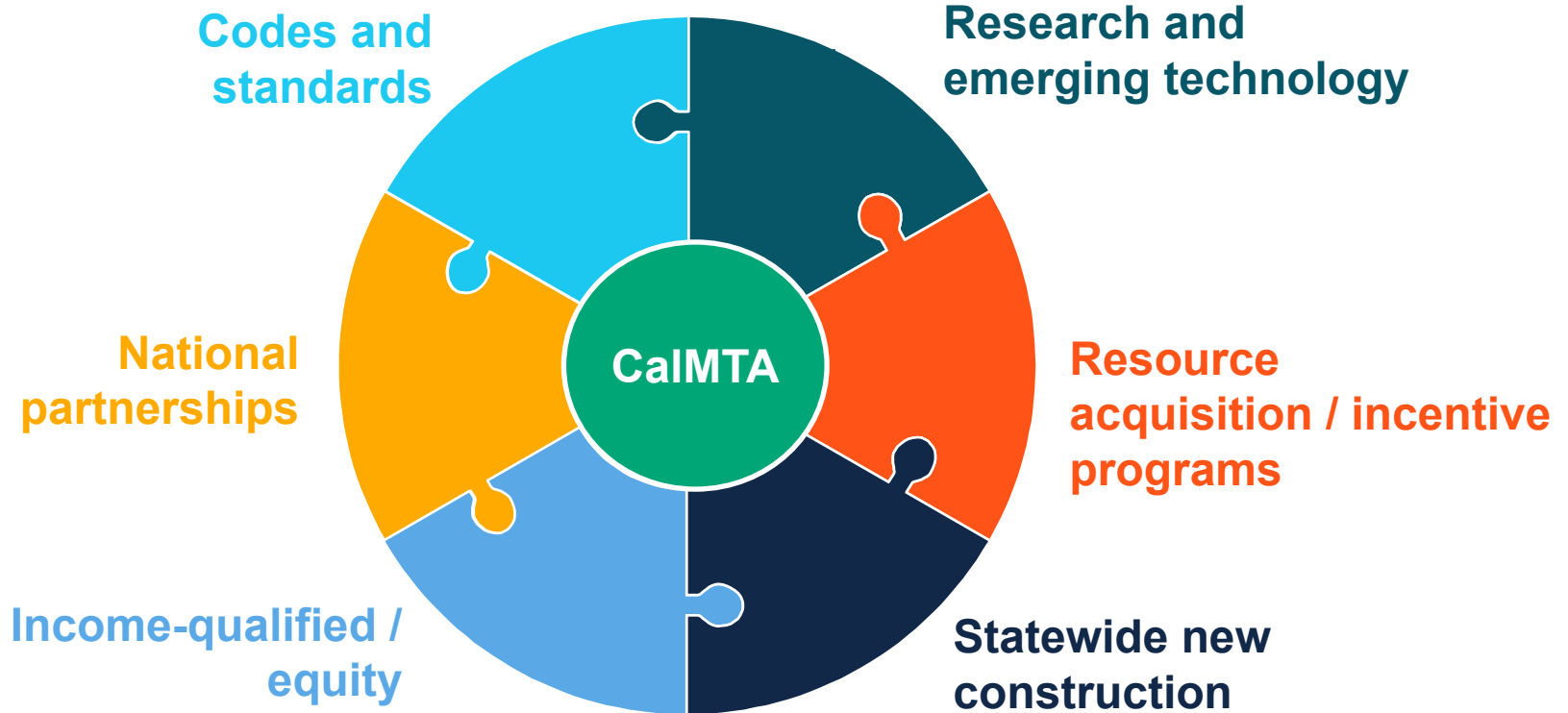
★	MTAB meeting
◆	Milestone
- - -	Staff activity
AP	Advancement Plans


Timeline shifts to quarters



*Additional MTAB meetings may be needed for non-MTI subjects

External coordination





California Market Transformation Evaluation Framework

DRAFT Version 2.0 (Revised 10/6/23)

August 2023

CalMTA is a program of the California Public Utilities Commission (CPUC)
and is administered by Resource Innovations

MTI evaluation framework

- CPUC Decision calls for
 1. Setting clear savings goals and other metrics to ensure accountability and
 2. Ongoing evaluation to reduce program performance risk
- [Draft Evaluation Framework](#) posted to website for comment, presented to MT Advisory Board (MTAB)
- Comments and response will be discussed at MTAB meeting 11/30

Transformative Energy Solutions

for the public good



Contact:

Margie Gardner, VP Market Transformation: mgardner@calmta.org

Rachel Good, Stakeholder Engagement Manager: rgood@calmta.org



Sign up for updates at: calmta.org/get-in-touch



Follow us at linkedin.com/showcase/calmta/

Meeting Evaluation



Optional Assembly Evaluation

Was the Optional Assembly valuable to you/your organization?

Not valuable.....Somewhat valuable.....Very valuable

How likely are you to join the Optional Assembly in future Full CAEECC Meetings?

Not likely.....Somewhat likely.....Very likely

What worked well? How can this Assembly improve?

THANK YOU.

Next Meeting Thursday, March 14, 2024 (virtual)